

# HCCF Community Needs Assessment:

## Town of Plainfield

July 13, 2020

# Outline for Today

---

- Introduction
- Community Needs Assessment
- COVID-19
- Questions

# GIFT VII

## Community Leadership

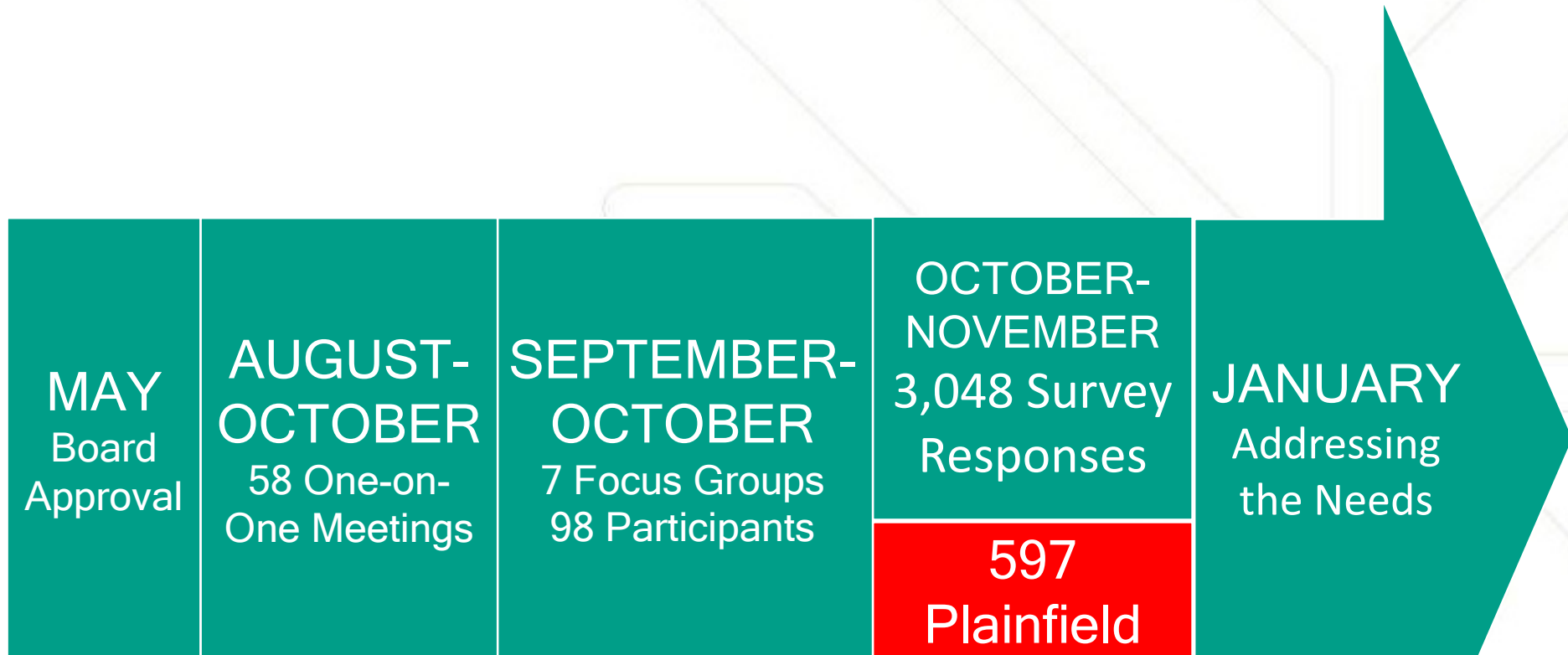
---

“...to evaluate the local landscapes and identify and prioritize community needs and assets, develop a deeper understanding of what [a community foundation’s] roles should be within the community, strengthen relationships with local stakeholders and potential collaborators, build internal capacities to act as an effective leader, and prioritize and develop strategies to address high priority challenges and opportunities with implementation grant funding.”

- Lilly Endowment Inc. Community Leadership Grant RFP

# Assessment Timeline

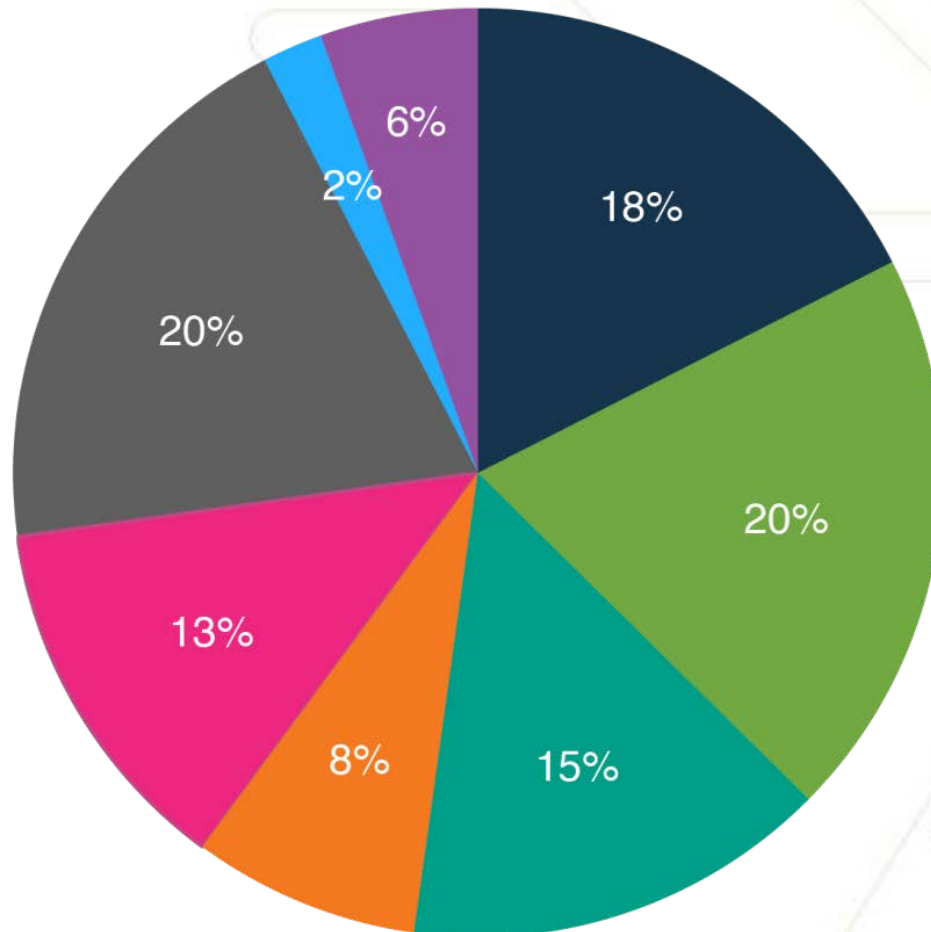
---



# Who Responded?

## Residency

Avon Brownsburg Danville Mill Creek  
North West Hendricks Plainfield Other Outside County



# Assets

---

Assets tell us what the respondents value in a community. Responses indicate the importance of the 20 assets for a community but do not necessarily indicate that that asset exists in our community or in substantial, high-quality form.

- **Question: Please tell us how important each of the following community assets are to you.**

# Assets


---

## Weighted Score

- Based on the rating from “Not at All Important” (a score of 1) to “Very Important” (a score of 5); the total score is then averaged.

## Frequency Percentage

- Percentage representing the number of individuals who rated the asset as Important or Very Important.



# #1 Asset Feeling Safe

---

**Hendricks  
County**

**Plainfield**

**Weighted  
Score**

**4.8**

**4.8**

**Frequency**

**97.9%**

**97.7%**





## #2 Asset Strong K-12 Education System

	Hendricks County	Plainfield
Weighted Score	4.7	4.7
Frequency	93.5%	95.8%





# #3 Asset Trusted Leadership

	Hendricks County	Plainfield
Weighted Score	4.6	4.6
Frequency	94.6%	94.6%





## #4 Asset Healthy and Strong Families

	Hendricks County	Plainfield
Weighted Score	4.5	4.6
Frequency	93.3%	94.3%

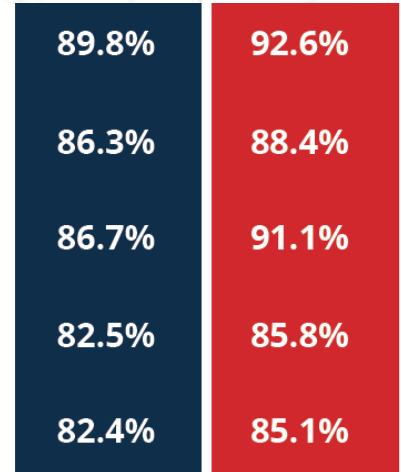


A photograph of a large, modern brick building with a curved roof, identified as the West Entrance of Hendricks Regional Health. The building features a large green logo with a stylized 'H' and the text 'Hendricks Regional Health'. A sign above the entrance reads 'WEST ENTRANCE'. The sky is clear and blue.

# #5 Asset Access to Healthcare and Wellness Options

	Hendricks County	Plainfield
Weighted Score	4.5	4.5
Frequency	93.1%	94.8%

# Assets 6 - 10



# Issues

---

Issues are the perceived problems in the community indicating gaps of services or other needs observed in the community.

- Question: “In your community, what bothers you the most?”
- Question: Please select the TOP 5 issues facing your community.



# #1 Issue Public Transportation and Traffic Congestion



**Hendricks  
County**

**41.2%**

**Plainfield**

**47.2%**

- “Lack of alternative transportation.”
- “Reactive, not proactive, road systems.”
- “Crowded east/west routes.”
- “Roads getting too small for growing population.”

## #2 Issue

# Unhealthy Addictions

Hendricks County	Plainfield
34.0%	39.5%

- “Drug dealers and addicts”
- “Drug availability, lack of sober living”
- “Illegal drug and crime”





# #3 Issue

## Lack of Affordable Housing

---

Hendricks County	Plainfield
23.8%	28.1%

- “Lack of diverse housing options”
- “Cost of rent continues to go up for housing”
- “Increasing cost of housing mixed with stagnant wages”

# #4 Issue

## Negative and False Social Media Influencing Issues

---

Hendricks County	Plainfield
30.5%	28.0%

- “Lack of civility on social media in our community groups”
- “People using social media in negative ways to attack each other and spread rumors/gossip.”







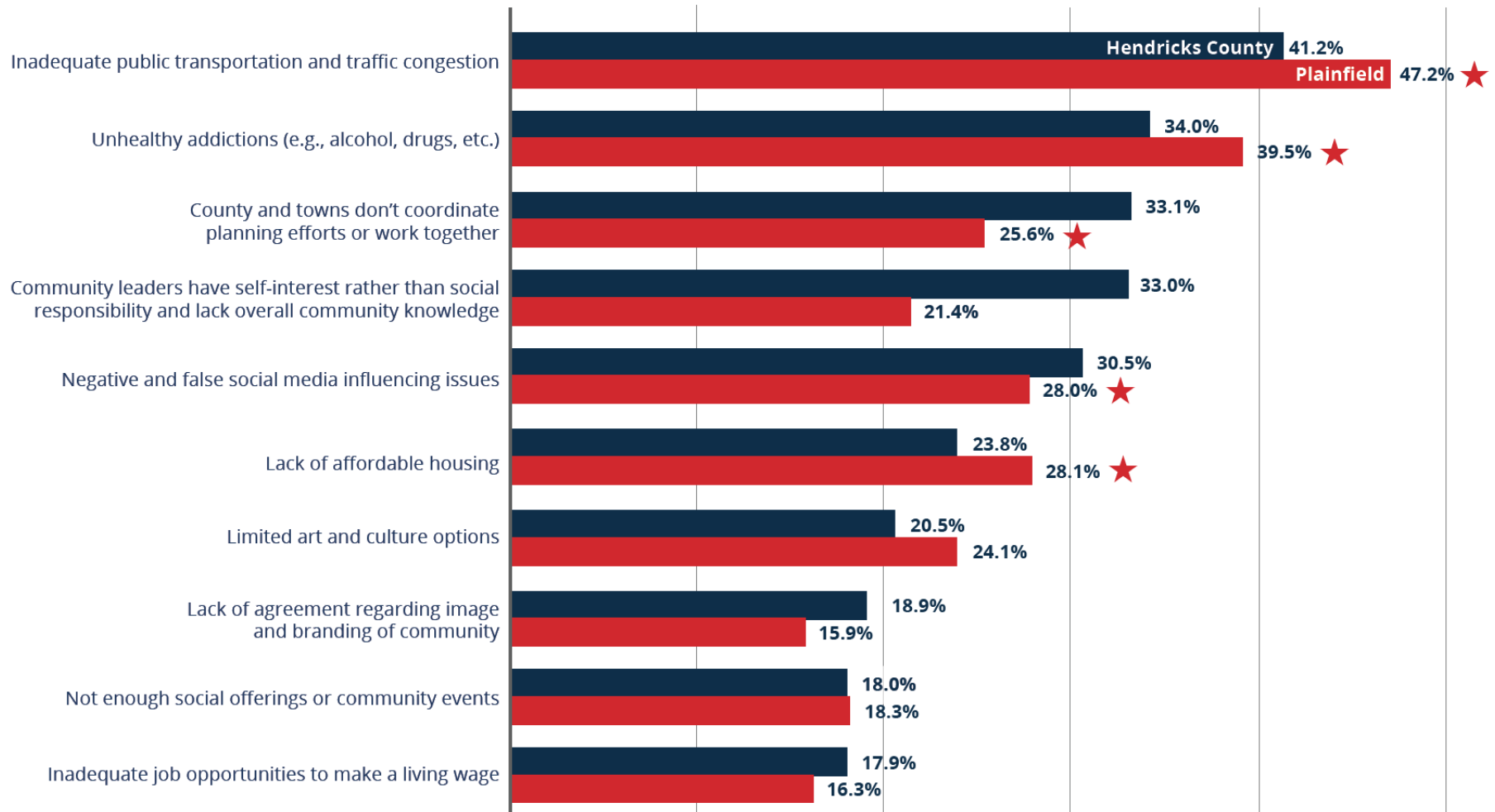
# #5 Issue

## County & towns don't coordinate plans or work together

Hendricks County	Plainfield
33.1%	25.6%

- “Too many PUD development and no planning on development”
- “Lack of business and empty retail space”
- “Uncontrolled apartment and single family homes building without adequate infrastructure. Poor planning.”

# Top 10 County Issues Compared to Plainfield




# Roadblocks

“Why isn’t the thing that bothers you the most being fixed?”

---

- Top 5 responses
  - Lack of money and/or resources
  - Self-interest or apathetic leadership
  - Resistance to change
  - Too much growth and inadequate infrastructure
  - Lack of overall planning



# Other Facts from Plainfield

---

- Connection to Community:
  - 49% to Town & 39% to County
- Prefer to be communicated with through:
  - Facebook (61%), Website (59%), Email (55%)
- 64% Very and Extremely willing to make community better



# COVID-19 Effects on Nonprofits (June 2020)

**Impact on your Organization:** 68% said High or Extremely High  
**Impact on your Clients:** 83% High or Extremely High



**84%**  
of nonprofits  
have adjusted  
their operating  
hours



**94%**  
of nonprofits  
have increased  
use of technology



**75%**  
of nonprofits  
have had to  
cancel fundraising  
events

Reported loss:  
**\$280,000**

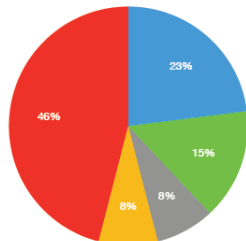


**63%**  
of nonprofits  
have had to  
cancel revenue-  
generating  
programs



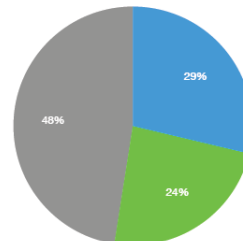
**50%**  
of nonprofits  
have experienced  
an increase in  
demand for  
service

**Reopen/Return:**



● Stage 2 (May 4) ● Stage 3 (May 24)  
● Stage 4 (June 14) ● Stage 5 (July 4)  
● Don't know

**Reschedule:**



● Yes ● No ● Don't know

[73% of Charities Worldwide See Decline in Contributions](#)

# HCCF COVID-19 Response

---

- Created All In Hendricks County Rapid Response Fund with gifts from Duke Energy Foundation and Hendricks Power Cooperative; branded alongside Visit Hendricks County's focus
  - Phase 1: \$123,000 in grants to community organizations
  - Phase 2: Launches Wednesday July 15
- Total HCCF response grants: \$277,000



# Question & Answer

---

Thank you!

Eric Hessel, Program Officer  
[eric@hendrickscountycf.org](mailto:eric@hendrickscountycf.org)  
(317)268-6240